

Year 9 Autumn Term Art Knowledge Bank

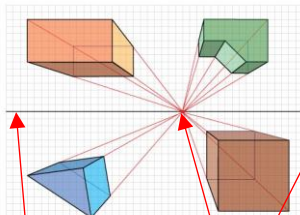
AO3 Drawing Techniques

Perspective Drawing

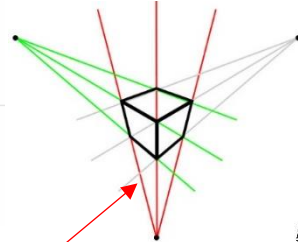


Perspective drawing gives objects on a 2D surface a sense of three-dimensionality. When we talk about one, two, or even three-point perspective, we're talking about **linear perspective**. Objects or views that are farther away from us appear smaller than those that are near. The position at which they meet at a **horizon line** is called the **vanishing point**.

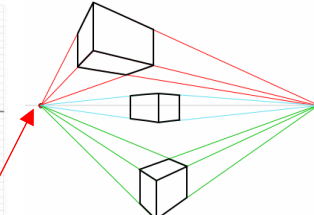
One Point Perspective



Three Point Perspective



Two Point Perspective



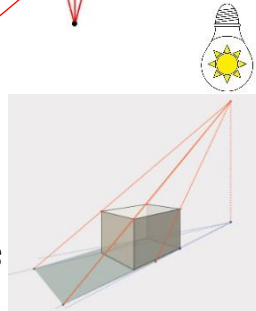
Horizon line

Vanishing point

Orthogonal lines

Shadow Drawing

Drawing **shadows** is an important part of a drawing. You need to understand the perspective behind this process to make your drawings most life-like.



Key Literary Vocabulary

Contour lines	Are lines that define an edge and the subjects form.
Undulating lines	Can be described as having a smoothly rising and falling form or outline.
Vanishing point	The point at which parallel lines in perspective appear to join in the distance.
Orthogonal lines	The line you draw from the corner of an object to the vanishing point.

AO2 Media, Techniques and Processes

Colouring Pencil Techniques

Burnishing




Vibrant, strong blending colour

Sharpening



Soft, light blending colour

Oil


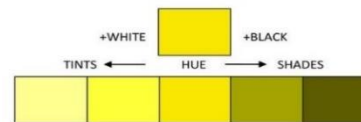
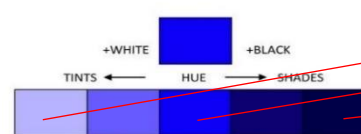
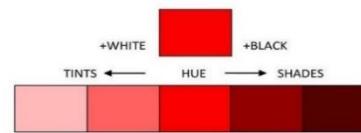


Smooth blended background to apply mark making on top


Mark Making



To create colour textures



Directional contour colour shading



Colour value

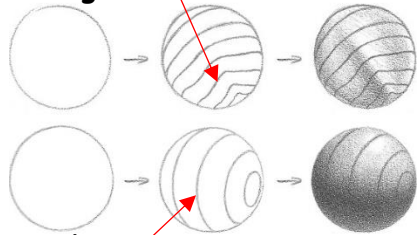
Colour **value** refers to the lightness or darkness of the **hue**. Adding white to a hue produces a high-value colour, called a **tint**. Adding black to a hue produces a low-value colour, called a **shade**. When changing colours this way, the colour produced is called a **tone**. When you put **complementary** colours side by side, you increase their intensity.

Possible Art Careers:

Advertising Photographer
Blacksmith
Caricaturist
Floral Designer
Fashion Designer

AO3

Undulating lines



Tonal shading to accentuate the form.

Contour lines

AO2

Layering colouring pencil creates a huge variety of different colour tones.



AO1 Develop ideas through investigations, demonstrating critical understanding

Joel Penkman

Joel Penkman was born in 1979 in New Zealand. After finishing her degree in Graphic Design, she moved to the UK where she has worked as a graphic designer and artist.



"My compositions are simple still-life studies with clean backgrounds to make it easier for individuals to make a connection. Food triggers memories and emotions. My favourite medium is egg tempera. It is very time consuming as I make the gesso to prepare my boards and grind my own paint to mix."

Sarah Graham

British painter Sarah Graham was born in 1977. Sarah paints her still life images in oil paint on canvas with vivid, bold and bright colours. The imagery is often borrowed from childhood; sweet things, toys, stuff that might evoke a sense of wonderment, and ultimately nostalgia. Sarah's paintings contrasts between focus and blur. The blurred areas become very abstract, and using dry brushwork, can be the most technically challenging sections to paint.



Key Literary Vocabulary

Burnishing	Layering and blending whilst building up pressure to achieve a polished finish.	Tempera	Is a form of paint consisting of coloured pigment mixed with a water-soluble binder, like egg.	Nostalgia	A sentimental longing or wistful affection for a period in the past.
Rendering	The process of drawing, adding colour, shading, and texturing of an image.	Pigment	Is the power colour that you use for colouring paint, ink, plastic, fabric, cosmetics, food, and other materials.	Focus	When your eyes view an object that's close to you, the objects far away will appear blurry.
Rhythm	Instead of notes and sounds, we use colours and shapes.	Graphic design	Is visual communication through the use of typography and illustration.	Depth of field	Is a term that refers to how much of the image is in focus.

Useful websites to research further knowledge

www.art-is-fun.com/colored-pencil-art

www.joelpenkman.com/

www.sarahgraham.info/gallery