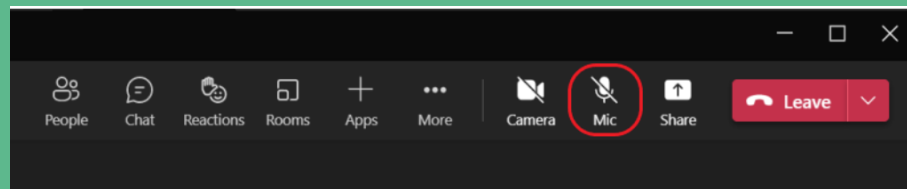


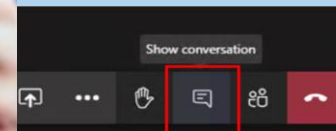
Meeting will  
start at 6pm

# Please have your microphone and camera off.



UCAS

If you have any questions throughout the presentation, please use the chat box. Miss Clark will be on hand to respond.



# Parents/carers UCAS Information Evening and moving into year 13

UCAS



# Year 12 into year 13

End of year report with mock/predicted grades on.

Punctuality and attendance

Uniform expectations

Role models for Year 12 and lower school

Year 13 Parents evening

New build

Reminders – **Thursday 10<sup>th</sup> July** (Sixth Form induction day, no Year 12 students in school. Reward trip **Wednesday 16<sup>th</sup> July** and last day **Friday 18<sup>th</sup> July**.

UCAS





# Aim

Is for you to have more of an understanding of the UCAS application process to support your young people.

For you to have discussions with your young people about University, apprenticeships and future choices.

For us to be able to answer any of your questions relating to UCAS, finance and future choices.

Be able to work together to support your young people to make the best decisions.

UCAS



# What is UCAS? (Universities Colleges Admissions Services)

UCAS is an independent charity providing information, advice and admissions services. We're there to help people discover what their next step might be.

## UCAS does:

- provide information, advice, and support
- process applications
- complete fraud and verification checks
- take part in education sector engagement

## UCAS doesn't:

- make decisions or offers
- set entry requirements
- advise on finance
- advise on immigration or visas for individuals

# What Next?

What are the options available?

UCAS



# Choices available



HIGHER  
EDUCATION



APPRENTICESHIPS



STUDYING  
ABROAD



GAP YEAR



GETTING A JOB

Register for the UCAS Hub to understand the options available and make choices that are right for you: [ucas.com/hub](https://ucas.com/hub)

# Why continue in education?

- Essential for some career paths.
- Develop new transferable skills and subject knowledge.
- Increase confidence and independence.
- Broaden experiences.
- Meet new people.
- Investment in the future.
- Increased job prospects.
- Higher earning potential.





# Entry requirements

- **Degree** – differ from University to University and from course to course.
- **Foundation course** – lower entry requirements. Additional year.
- UCAS points system.

A-level	Ucas points
A*	56
A	48
B	40
C	32
D	24
E	16

## BTEC Nationals: (First taught Sep 16) Ucas Points

National Extended Certificate		National Diploma		National Extended Diploma	
<b>D*</b>	56	<b>D*D*</b>	112	<b>D*D*D*</b>	168
<b>D</b>	48	<b>D*D</b>	104	<b>D*D*D</b>	160
<b>M</b>	32	<b>DD</b>	96	<b>D*DD</b>	152
<b>P</b>	16	<b>DM</b>	80	<b>DDD</b>	144
		<b>MM</b>	64	<b>DDM</b>	128
		<b>MP</b>	48	<b>DMM</b>	112
		<b>PP</b>	32	<b>MMM</b>	96
				<b>MMP</b>	80
				<b>MPP</b>	64
				<b>PPP</b>	48

# What's right?

There are a number of things to consider with your young persons next step :

- Something they enjoy – they are investing time and effort
- whether it's right for their career path – check with employers and professional organisations
- location – city or rural, transport links
- a study and assessment style that suits them
- environment including extracurricular, clubs, and societies
- finances



# Choosing the right place

- **Style** – from traditional, with a focus on subject-based courses and research, to modern universities/colleges, with a greater focus on vocational courses.
- **Location** – some are in large cities, others in small towns, by the coast or in the countryside – it's all a major influence on the environment and lifestyle.
- **Size** – larger universities can have more than 20,000 students, whereas some of the smallest have only a few thousand.
- **Culture and facilities** – influenced by a range of factors, including the diversity of students who attend.
- **What graduates do** – all universities collect destination statistics; it can be useful to find out what jobs or further study students go on to.
- **Tuition fees** – can vary between universities and colleges; check if there are scholarships or bursaries available.
- **Living costs** – accommodation, transport, and food can vary enormously.

# Choosing the right course

- What does the course cover?
- Courses with the same title may be very different.
- Look carefully at the core course content, and the range of optional studies/modules available.
- Which modules are the most interesting and relevant to your career aspirations?
- See if the course or university/college offers any internship, placement, or study abroad opportunities.
- How is the course taught – structured teaching, or more independent research? How many lectures are there, and how much group work will be done in seminars?
- How is the course assessed?

# UCAS Applications

How to apply

UCAS





# Completing the UCAS application




Student registers for a UCAS Hub account to carry out research and start application.



Student completes all sections of the application and sends it to their school/college.



Teacher or adviser reviews the application and adds reference and predicted grades.



Applications are sent to UCAS by the school or college on behalf of the student.



Universities and colleges make their decisions on the application.

SEP  
02

**Completed undergraduate applications can be submitted to UCAS**

OCT  
02

**(18:00 UK time) Application deadline for conservatoire music applications**

Applications for dance, drama, and musical theatre courses may have a different deadline – check conservatoires' websites for information.

OCT  
15

**(18:00 UK time) Deadline for applications to the universities of Oxford and Cambridge, and for most courses in medicine, dentistry, and veterinary medicine/science**

The reference must be completed before the application can be sent to us.

JAN  
14

**(18:00 UK time) Equal consideration date for applications for most undergraduate courses**

- The reference must be completed before the application can be sent to us.
- Deadline for most conservatoire undergraduate dance, drama or musical theatre courses. Check on the specific course to be sure.

**KEY DATES AND TIMELINE FOR  
UNIVERSITY APPLICATIONS**

# Key facts

- To start an application you need to register with [ucas.com](https://ucas.com), you can register at any time.
- You can start an application from now.
- Universities and colleges **can't see** your other choices when you apply.
- Apply by the **equal consideration date**.
- You have up to **five choices**, unless applying to study medicine, veterinary, medicine/science, dentistry – then it's **four choices**.
- You **can't apply to BOTH** Oxford and Cambridge.
- Applying **costs** £28.50. Payment is made via Plus Pay
- FSM (last 6 years) or bursary students don't have to pay

# Linking to a school

- If you're applying with the help of a school, college or centre you should enter their 'buzzword' to link your application to them.
- The buzzword is a unique code set by your school, college or centre.
- By linking your application you're giving your school, college or centre permission to view and track your application.
- It also means they'll provide you with a reference, and send your application to UCAS on your behalf.
- Victory2026

The image shows a screenshot of a UCAS application interface. It features a purple background with a white rounded rectangle in the center. Inside the rectangle, the text 'Are you applying from a school, college, or centre?' is displayed. Below this text are two circular buttons: a teal one labeled 'Yes' and a pink one labeled 'No'. Below these buttons, the text 'Select Yes here.' is shown, followed by a dark blue button with the text 'START >'.

# Application

## Profile:

- Personal details
- Contact and residency details
- Nationality details
- Supporting information
- English language skills
- Finance and funding
- Diversity and inclusion\*
- More about you

\* (for students with a UK home address)

The screenshot displays the UCAS application profile interface, which is organized into a grid of sections. Each section has a title, a brief description, and a status indicator at the bottom. The sections are as follows:

- Personal details >**  
Name, age, title, and gender  
Status: Section complete (indicated by a green bar and a checkmark icon)
- Contact & residency details >**  
Address, email, telephone, and where you live  
Status: Start this section (indicated by a blue bar and a circular arrow icon)
- Nationality details >**  
Country and nationality details  
Status: Start this section (indicated by a blue bar and a circular arrow icon)
- Supporting information >**  
Status: Section in progress (indicated by a blue bar and a circular arrow icon)
- English language skills >**  
Is English your first language?  
Status: Start this section (indicated by a blue bar and a circular arrow icon)
- Finance & funding >**  
Tell us how you'll fund your study  
Status: Section in progress (indicated by a blue bar and a circular arrow icon)
- Diversity & inclusion >**  
Only shared with a provider once you have a place or your application is archived  
Status: Start this section (indicated by a blue bar and a circular arrow icon)
- More about you >**  
Tell us about any circumstances that you might need support for during your studies  
Status: Start this section (indicated by a blue bar and a circular arrow icon)



# Application

## Experiences:

- Education
- Employment
- Extra activities
  
- Personal statement
- Reference\*\*
- Add choices – up to five

\*\* (not visible for students linked to their school/college)

The screenshot displays the UCAS application interface on a yellow background. It features a dark blue rounded rectangle containing two main sections: 'Experience' and 'Personal Statement'. The 'Experience' section has three white cards: 'Education >' with a blue progress bar and 'Section in progress' status, 'Employment >' with a green progress bar and 'Section complete' status, and 'Extra activities >' with a blue progress bar and 'Start this section' status. The 'Personal Statement' section has one white card with a blue progress bar and 'Start this section' status.

**Experience**

- Education >**  
Your qualifications and periods of study  
☒ Section in progress
- Employment >**  
Employment, paid or unpaid, or volunteer work  
☒ Section complete
- Extra activities >**  
Activities you have attended in preparation for higher education  
☐ Start this section

**Personal Statement**

- Personal statement >**  
Why do you want to study this subject?  
☐ Start this section

# The personal statement



The only section you have full control over



Your only chance to market yourself as an individual



The same for all of your choices



A maximum of 4,000 characters, broken down into 3 questions



A minimum of 1,000 characters



There isn't a spelling or grammar check



No formatting allowed

UCAS' similarity detection service: every personal statement is run through software to check for plagiarism.

# Consider...

Universities and colleges will consider:

- Have you chosen the course for the right reasons?
- Can you achieve in a new learning environment?
- Do you have a range of interests and aptitudes?
- Do you have a depth of interest in the subject?
- Have you studied independently?
- Do you appear motivated and committed?
- Do you have good numeracy and literacy skills?



# Decisions

Universities and colleges will review the:



personal statement



qualifications



reference

They may also ask for:



admissions test



interview



portfolio/audition

# Tracking your application



2023 UNDERGRADUATE APPLICATION

## **Waiting for decisions**

Universities or colleges are considering your application.

Providers have until dd-mm-yyyy to respond to your choices.



2023 UNDERGRADUATE APPLICATION

## **All decisions received**

You've received a decision from all of your choices. You can now reply to your offers at any time.

**Reply by dd-mm-yyyy**



2023 UNDERGRADUATE APPLICATION

## **Waiting for confirmation**

You're waiting for confirmation of your choices. If you meet the offer conditions, the university/ college will confirm your place. Send them your results if requested.

Follow your application 24/7:

- see your choices
- keep personal information up to date
- view and reply to your offers

You'll receive one of three decisions from your choices:

- unconditional offer
- conditional offer
- unsuccessful





## Apprenticeships



# A guide to Apprenticeships

---



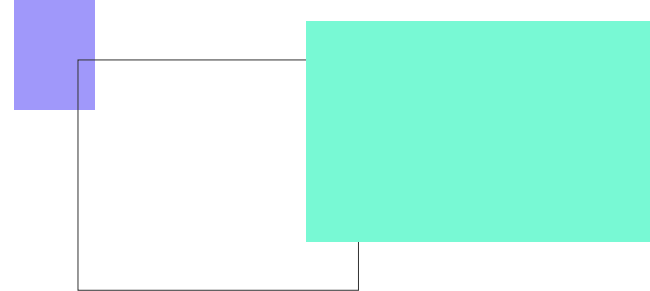
# What is an Apprenticeship?

- Combines academic qualification with practical real work experience
- At least 20% off-the-job accredited training
- Last between 12-14 months (degree Apprenticeships can take longer)
- Available for individuals 16 or over
- Includes a formal assessment which leads to a nationally recognised qualification





# What type of Apprenticeships are there?



## Intermediate Level 2

This apprenticeship is the equivalent to **five GCSEs**

## Advanced Level 3

This apprenticeship is the equivalent to **two A Levels**

## Higher Level 4-7

This apprenticeship is the equivalent to a **certificate of higher education** or **foundation degree** as high as a **master's degree**.

## Degree Level 6-7

Guarantees a **bachelor's** or **master's degree** on successful completion.

**Where to go to find out  
more and apply**

## More information

-  [ncfe.org.uk/apprenticeships](https://ncfe.org.uk/apprenticeships)
-  [apprenticeships.gov.uk](https://apprenticeships.gov.uk)
-  [ucas.com/apprenticeships](https://ucas.com/apprenticeships)
-  [nationalcareers.service.gov.uk](https://nationalcareers.service.gov.uk)

## How to find and apply for an apprenticeship

-  **Speak to your local college or training provider**

-  [gov.uk/apply-apprenticeship](https://gov.uk/apply-apprenticeship)

# Next steps

UCAS



# What can students be doing?

- research, research, research
- attend open days and events
- extracurricular and super curricular activities
- work experience
- volunteering
- independent learning outside the curriculum
- focus on this year's studies





# Keeping you informed



[www.ucas.com/parents](https://www.ucas.com/parents)



[Sign up](#) for our parents  
newsletter



Read our [guides](#) just for you.

Student Finance – information only  
<https://www.gov.uk/student-finance>

[https://www.youtube.com/watch?v=mO\\_rAs  
MuAlM&t=2662s](https://www.youtube.com/watch?v=mO_rAsMuAlM&t=2662s)

Martin Lewis – students Loan decoded

# Our support

UCAS Customer Experience Centre:

0371 468 0 468

From outside the UK:

+44 330 3330 230

Monday to Friday

08:30 – 18:00 (UK time)

Mr Cass – Head of Sixth Form

[Brendon.cass@victoryacademy.tsat.uk](mailto:Brendon.cass@victoryacademy.tsat.uk)

Miss Clark – Sixth Form administrator

[Mandi.clark@victoryacademy.tsat.uk](mailto:Mandi.clark@victoryacademy.tsat.uk)



@ucas\_online



@ucas\_online



@ucas\_online



@ucas



@UCASonline

UCAS

**Thank you.  
Any questions,  
please use the  
chat.**

UCAS

