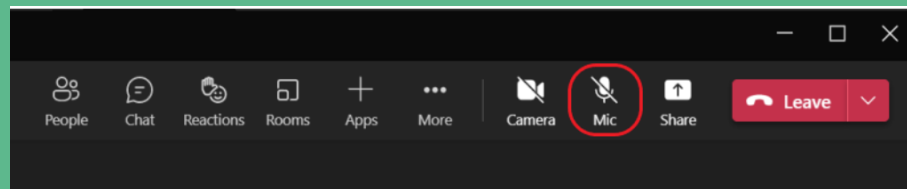


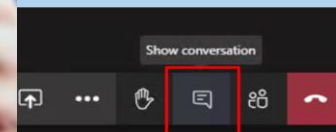
Meeting will
start at 6pm

Please have your microphone and camera off.



UCAS

If you have any questions throughout the presentation, please use the chat box. Miss Clark will be on hand to respond.



Parents/carers UCAS Information Evening

UCAS



Aim

Is for you to have more of an understanding of the UCAS application process to support your young people.

For you to have discussions with your young people about University and future choices.

For us to be able to answer any of your questions relating to UCAS, finance and future choices.

Be able to work together to support your young people to make the best decisions.

UCAS



What is UCAS? (Universities Colleges Admissions Services)

UCAS is an independent charity providing information, advice and admissions services. We're there to help people discover what their next step might be.

UCAS does:

- provide information, advice, and support
- process applications
- complete fraud and verification checks
- take part in education sector engagement

UCAS doesn't:

- make decisions or offers
- set entry requirements
- advise on finance
- advise on immigration or visas for individuals

What Next?

What are the options available?

UCAS



Choices available



HIGHER
EDUCATION



APPRENTICESHIPS



STUDYING
ABROAD



GAP YEAR



GETTING A JOB

Register for the UCAS Hub to understand the options available and make choices that are right for you: ucas.com/hub

Why continue in education?

- Essential for some career paths.
- Develop new transferable skills and subject knowledge.
- Increase confidence and independence.
- Broaden experiences.
- Meet new people.
- Investment in the future.
- Increased job prospects.
- Higher earning potential.



Entry requirements

- **Degree** – differ from University to University and from course to course.
- **Foundation course** – lower entry requirements. Additional year.
- UCAS points system.

A-level	Ucas points
A*	56
A	48
B	40
C	32
D	24
E	16



BTEC Nationals: (First taught Sep 16) Ucas Points

National Extended Certificate		National Diploma		National Extended Diploma	
D*	56	D*D*	112	D*D*D*	168
D	48	D*D	104	D*D*D	160
M	32	DD	96	D*DD	152
P	16	DM	80	DDD	144
		MM	64	DDM	128
		MP	48	DMM	112
		PP	32	MMM	96
				MMP	80
				MPP	64
				PPP	48

What's right?

There are a number of things to consider with your young persons next step :

- Something they enjoy – they are investing time and effort
- whether it's right for their career path – check with employers and professional organisations
- location – city or rural, transport links
- a study and assessment style that suits them
- environment including extracurricular, clubs, and societies
- finances



Choosing the right place

- **Style** – from traditional, with a focus on subject-based courses and research, to modern universities/colleges, with a greater focus on vocational courses.
- **Location** – some are in large cities, others in small towns, by the coast or in the countryside – it's all a major influence on the environment and lifestyle.
- **Size** – larger universities can have more than 20,000 students, whereas some of the smallest have only a few thousand.
- **Culture and facilities** – influenced by a range of factors, including the diversity of students who attend.
- **What graduates do** – all universities collect destination statistics; it can be useful to find out what jobs or further study students go on to.
- **Tuition fees** – can vary between universities and colleges; check if there are scholarships or bursaries available.
- **Living costs** – accommodation, transport, and food can vary enormously.

Choosing the right course

- What does the course cover?
- Courses with the same title may be very different.
- Look carefully at the core course content, and the range of optional studies/modules available.
- Which modules are the most interesting and relevant to your career aspirations?
- See if the course or university/college offers any internship, placement, or study abroad opportunities.
- How is the course taught – structured teaching, or more independent research? How many lectures are there, and how much group work will be done in seminars?
- How is the course assessed?

UCAS Hub

Your discovery tool

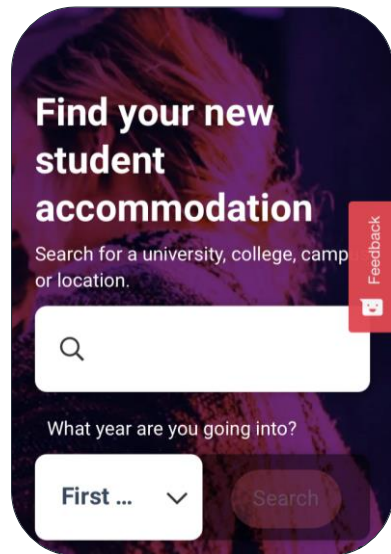
UCAS



What else do you need?

Accommodation

High on the list when considering where to study, but it's not always easy to compare what's on offer. Understand what options there are using our [accommodation search](#).

A screenshot of a mobile app interface for finding student accommodation. The background is dark purple with a faint image of a person. The text 'Find your new student accommodation' is in white. Below it, a smaller line of text says 'Search for a university, college, camp or location.' There is a white search bar with a magnifying glass icon. Below the search bar, it asks 'What year are you going into?' with a dropdown menu showing 'First ...' and a 'Search' button. A red 'Feedback' button is on the right side.

Personal Statement Builder

Designed to help you think about what to include, and how to lay it all out. It counts how many characters you've used, so it's easy to see when you're close to the 4,000 character limit.

A screenshot of a mobile app interface for the Personal Statement Builder. The background is yellow. The text 'PERSONAL STATEMENT BUILDER' is in black. Below it, a smaller line of text says '4000 characters of 4000 remaining'. There is a large black pen nib icon. Below the icon, there is a blue button that says 'View personal statement guides'. At the bottom, it says 'CONTINUE WRITING'.

UCAS Applications

How to apply

UCAS



Completing the UCAS application



Student registers for a UCAS Hub account to carry out research and start application.



Student completes all sections of the application and sends it to their school/college.



Teacher or adviser reviews the application and adds reference and predicted grades.



Applications are sent to UCAS by the school or college on behalf of the student.



Universities and colleges make their decisions on the application.



2025 ENTRY KEY DATES

30 April 2024	UCAS' search tool displays 2025 courses.
7 May 2024	The adviser portal opens for 2025 entry. From this date, you can set up your adviser portal ready for your students to link to your centre.
14 May 2024	Undergraduate applications open for 2025 entry. From this date, applicants can start their applications and send them to you for references and approval.
10 July 2024	Conservatoire applications open for 2025 entry. From this date, applicants can register, pay for, and send their applications to UCAS.
3 September 2024	Completed undergraduate applications can be submitted to UCAS.
2 October 2024 18:00 (UK time)	Application deadline for conservatoire music applications. Applications for dance, drama, and musical theatre courses may have a different deadline – check conservatoires' websites for information.
15 October 2024 18:00 (UK time)	Deadline for applications to the universities of Oxford and Cambridge, and for most courses in medicine, dentistry, and veterinary medicine / science. The reference must be completed before the application can be sent to us.
29 January 2025 18:00 (UK time)	Equal consideration date for applications for most undergraduate courses. The reference must be completed before the application can be sent to us. Deadline for most conservatoire undergraduate dance, drama or musical theatre courses. Check on the specific course to be sure.

26 February 2025	Extra opens – applicants who have used all five choices and are not holding any offers may be able to add another choice in their application.
30 June 2025 18:00 (UK time)	Applications received by this deadline will be sent to universities and colleges. After this time, applications are automatically entered into Clearing.
4 July 2025	Last date to add an Extra choice in their application.
5 July 2025	Clearing opens for eligible applicants, and vacancies are displayed in UCAS' search tool. Applicants can release themselves into Clearing.

Key facts

- To start an application you need to register with ucas.com, you can register at any time.
- You can start an application from now.
- Universities and colleges **can't see** your other choices when you apply.
- Apply by the **equal consideration date**.
- You have up to **five choices**, unless applying to study medicine, veterinary, medicine/science, dentistry – then it's **four choices**.
- You **can't apply to BOTH** Oxford and Cambridge.
- Applying **costs** £28.50. Payment TBC.

Linking to a school

- If you're applying with the help of a school, college or centre you should enter their 'buzzword' to link your application to them.
- The buzzword is a unique code set by your school, college or centre.
- By linking your application you're giving your school, college or centre permission to view and track your application.
- It also means they'll provide you with a reference, and send your application to UCAS on your behalf.
- Victory2024

The image shows a digital interface for linking an application to a school. It features a purple background with a white rounded rectangle in the center. Inside the rectangle, the text 'Are you applying from a school, college, or centre?' is displayed. Below this text are two circular buttons: a teal one labeled 'Yes' and a pink one labeled 'No'. Underneath these buttons, the text 'Select Yes here.' is shown, followed by a dark blue button with the text 'START >'.

Are you applying from a school, college, or centre?

Yes No

Select Yes here.

START >

Application

Profile:

- Personal details
- Contact and residency details
- Nationality details
- Supporting information
- English language skills
- Finance and funding
- Diversity and inclusion*
- More about you

* (for students with a UK home address)

The screenshot displays the UCAS application profile interface, which is organized into a grid of sections. Each section has a title, a brief description, and a status indicator at the bottom. The sections are as follows:

- Personal details >**
Name, age, title, and gender
Status: Section complete (indicated by a green bar and a checkmark icon)
- Contact & residency details >**
Address, email, telephone, and where you live
Status: Start this section (indicated by a blue bar and a circular arrow icon)
- Nationality details >**
Country and nationality details
Status: Start this section (indicated by a blue bar and a circular arrow icon)
- Supporting information >**
Status: Section in progress (indicated by a blue bar and a circular arrow icon)
- English language skills >**
Is English your first language?
Status: Start this section (indicated by a blue bar and a circular arrow icon)
- Finance & funding >**
Tell us how you'll fund your study
Status: Section in progress (indicated by a blue bar and a circular arrow icon)
- Diversity & inclusion >**
Only shared with a provider once you have a place or your application is archived
Status: Start this section (indicated by a blue bar and a circular arrow icon)
- More about you >**
Tell us about any circumstances that you might need support for during your studies
Status: Start this section (indicated by a blue bar and a circular arrow icon)

Application

Experiences:

- Education
- Employment
- Extra activities

- Personal statement
- Reference**
- Add choices – up to five

** (not visible for students linked to their school/college)

The screenshot displays the UCAS application interface for the 'Experience' section. It features a dark blue background with white text and icons. The 'Experience' section is divided into three sub-sections: 'Education', 'Employment', and 'Extra activities'. Each sub-section has a title, a description, and a status indicator. 'Education' is marked 'Section in progress' with a blue bar and a play icon. 'Employment' is marked 'Section complete' with a green bar and a checkmark icon. 'Extra activities' is marked 'Start this section' with a blue bar and a play icon. Below these is the 'Personal Statement' section, which is also marked 'Start this section' with a blue bar and a play icon. The 'Personal Statement' section has a title, a description, and a text area for the statement.

Experience

Education >
Your qualifications and periods of study
☒ Section in progress

Employment >
Employment, paid or unpaid, or volunteer work
☒ Section complete

Extra activities >
Activities you have attended in preparation for higher education
☐ Start this section

Personal Statement

Personal statement >
Why do you want to study this subject?
☐ Start this section

The personal statement



The only section you have full control over



Your only chance to market yourself as an individual



The same for all of your choices



A maximum of 4,000 characters, or 47 lines



A minimum of 1,000 characters



There isn't a spelling or grammar check



No formatting allowed

UCAS' similarity detection service:
every personal statement is run
through software to check for
plagiarism.

Consider...

Universities and colleges will consider:

- Have you chosen the course for the right reasons?
- Can you achieve in a new learning environment?
- Do you have a range of interests and aptitudes?
- Do you have a depth of interest in the subject?
- Have you studied independently?
- Do you appear motivated and committed?
- Do you have good numeracy and literacy skills?



Decisions

Universities and colleges will review the:



personal statement



qualifications



reference

They may also ask for:



admissions test



interview



portfolio/audition

Tracking your application



2023 UNDERGRADUATE APPLICATION

Waiting for decisions

Universities or colleges are considering your application.

Providers have until dd-mm-yyyy to respond to your choices.



2023 UNDERGRADUATE APPLICATION

All decisions received

You've received a decision from all of your choices. You can now reply to your offers at any time.

Reply by dd-mm-yyyy



2023 UNDERGRADUATE APPLICATION

Waiting for confirmation

You're waiting for confirmation of your choices. If you meet the offer conditions, the university/ college will confirm your place. Send them your results if requested.

Follow your application 24/7:

- see your choices
- keep personal information up to date
- view and reply to your offers

You'll receive one of three decisions from your choices:

- unconditional offer
- conditional offer
- unsuccessful

Next steps

UCAS



What can students be doing?

- research, research, research
- attend open days and events
- extracurricular and super curricular activities
- work experience
- volunteering
- independent learning outside the curriculum
- focus on this year's studies



Keeping you informed



www.ucas.com/parents

Student Finance – information only
<https://www.gov.uk/student-finance>



[Sign up](#) for our parents
newsletter



Read our [guides](#) just for you.

https://www.youtube.com/watch?v=mO_rAsMuAlM&t=2662s

Martin Lewis – students Loan decoded

Our support

UCAS Customer Experience Centre:

0371 468 0 468

From outside the UK:

+44 330 3330 230

Monday to Friday

08:30 – 18:00 (UK time)

Mr Cass – Head of Sixth Form

Brendon.cass@victoryacademy.tsat.uk

Miss Clark – Sixth Form administrator

Mandi.clark@victoryacademy.tsat.uk



@ucas_online



@ucas_online



@ucas_online



@ucas



@UCASonline

UCAS

Year 12 into year 13...

Summer work

Punctuality and attendance

Uniform

Role models for Year 12 and lower school

Year 13 Parents evening

Reminders – **Friday 5th July** (Sixth Form induction day, no Year 12 students in school (apart from PD trip). Last day **19th July**.

UCAS



**Thank you.
Any questions,
please use the
chat.**

UCAS

