

A Level
Art and Design



Outline of the course- 1st Year A Level

Component 1 – Personal Investigation

This is a practical investigation supported by written material.

You are required to conduct a practical investigation, into an idea, issue, concept or theme, supported by written material.

The focus of the investigation must be identified independently and must lead to a finished outcome or a series of related finished outcomes.

Personal Investigation

This project is all your coursework – 60% of your grade.

The project will last all of year 12 and half of year 13 (until the end of January).

You will study 6 artists of your choosing and create your own research, designs, drawings, photography from this.



Outline of the course- 2nd Year A Level

Component 1 – Personal Investigation continued...

From September in year 13 to the end of January you will complete your final designs and your final piece to your coursework project.

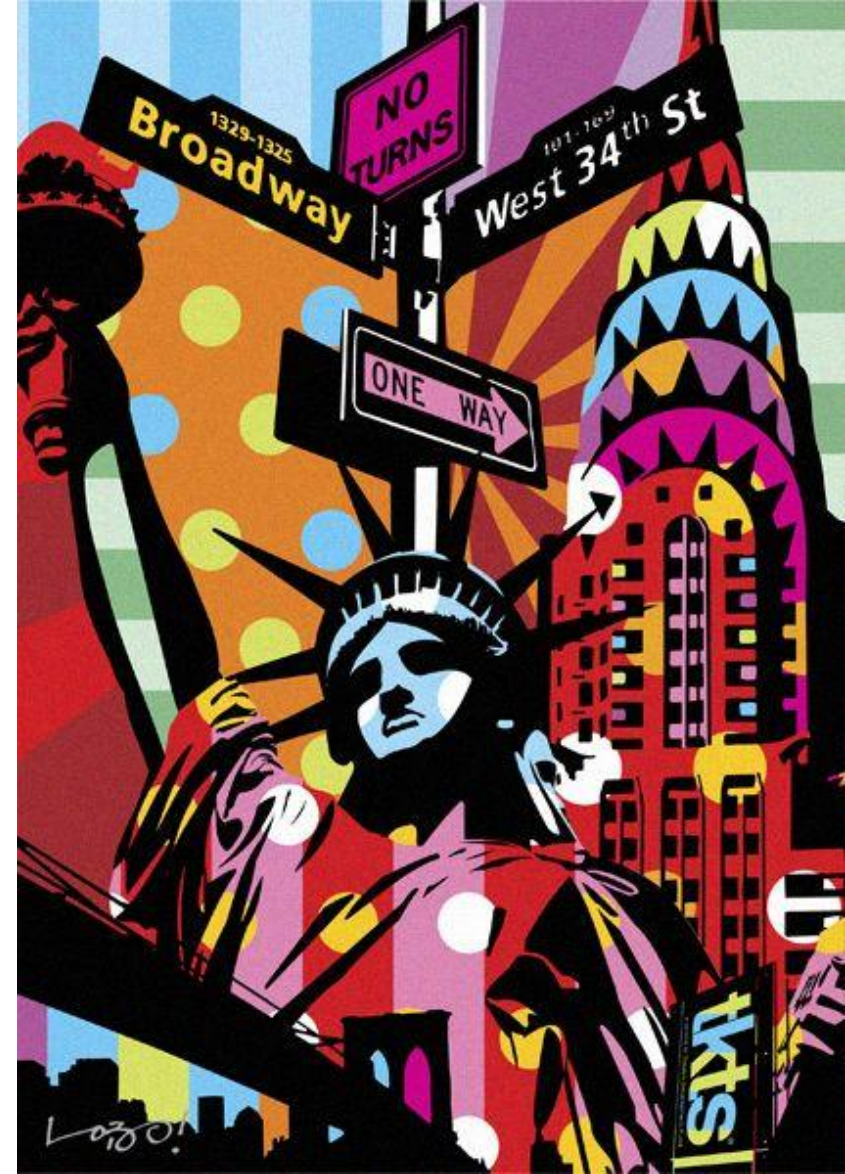
You will also complete a 3000 word essay.

Component 2 – Externally Set Assignment (Exam)

On February 1st of year 13 you will receive a question paper, which will consist of a choice of eight questions to be used as starting points.

You are required to select **one** and from that create a portfolio of work.

The exam is worth 40% of your A Level grade.



A Level Assessment:

Assessed across 4 objectives over 3 projects.

60% Coursework

40% Exam

Individualised projects



Broken down into deadlines. Each deadline lasts approximately 2 weeks and is teacher assessed.

Graded as **A***, **A**, **B**, **C**, **D** and **E**.



What will your coursework look like?

- Your coursework is a mixture of research, drawing and practical experimentation, photography, design development and written reflection and analysis.
- Your coursework will be presented into a sketchbook.
- You will pick your starting point/theme.
- You will pick 6 or more artists, that relate to the starting point/theme.
- All work presented will be assessed and be worth 60% of your overall grade.



OIL PAINT

Oil paint is the most expressive and versatile of all painting mediums. Because of its slow drying time, it allows for re-working and sophisticated blending. It can also be used thick or thin, with subtle detail or confident expression. Oils can be applied with a range of brushes, and colours can be mixed with a palette knife.





You need:

- Jar
- White spirit
- Paintbrushes
- Oil paints
- Acrylic palette
- Canvas paper
- Apple images
- Blue roll





Thank you for taking part in the year 12 A Level Art and Design induction. I hope you enjoyed.