

**Learning Objective:** To understand what is expected from the EPQ course at A-Level for Sixth Form.

**Do Now!** List the 5 things that you care about the most right now.

(This can be a topic, concern, hobby, film/TV, object, food or person).

**Extension:** Rank them from 1 = most to 5 = least.



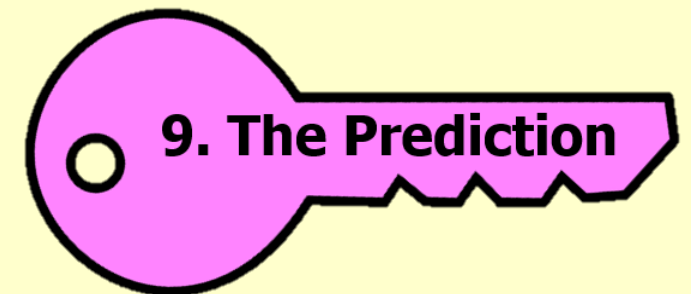


**Extension:** Rank them in terms of importance.

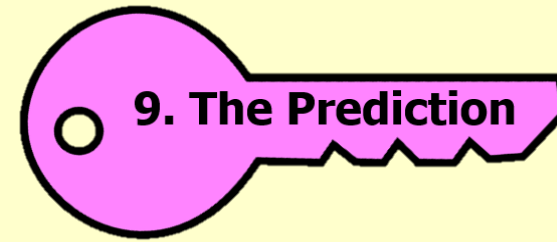

**Think, Pair, Share:** Have you heard of **EPQ** before?  
Do you know anyone who has taken this subject?

# *Extended Project Qualification*

**Extension:** What do you think **EPQ** is?  
Make a prediction based on each word.




# What is EPQ?



**Extended** – ongoing, long, developed

**Project** – not an exam/essay, more to it

**Qualification** – respected and UCAS points



# What is EPQ?



TRANSFORM YOUR  
CAREER OPPORTUNITES

A **Project** which consists of:


- ✓ A 5000-word essay **or** a product with a 1000-word report
- ✓ A record file (an electronic diary): we use **Project Q**
- ✓ A formal presentation to the class

**Your finished project will also include:**

- ✓ A project plan
- ✓ Your research log where you have considered your sources in detail

# What is EPQ?

- ❑ A one-year course with set **deadlines**
- ❑ Requires a **commitment** to independent work
- ❑ You will need to study **outside** of the classroom
- ❑ There are some taught skills elements
- ❑ Not just an essay but a log of a **process**
- ❑ **Great preparation for university and future projects!**



**Think, Pair, Share:** What are the benefits of partaking in an EPQ course?



# Calculate your UCAS points

TURN YOUR PREDICTED GRADES INTO UCAS POINTS...

A Level
A* = 56
A = 48
B = 40
C = 32
D = 24
E = 16

## A levels and Highers

UCAS points

	A*	A	B	C	D	E
A levels	56	48	40	32	24	16
AS levels		20	16	12	10	6
Highers		33	27	21	15	
Advanced Highers	56	48	40	32		



## BTEC Nationals

UCAS points

Award		
D	M	P
48	32	16

Certificate

DD	DM	MM	MP	PP
96	80	64	48	32

Diploma

DDD	DDM	DMM	MMM	MMP	MPP	PPP
144	128	112	96	80	64	48



EPQ
A* = 28
A = 24
B = 20
C = 16
D = 12
E = 8

# This Course Shows You...



TRANSFORM YOUR  
CAREER OPPORTUNITES

1. **HOW TO...** be independent
2. **HOW TO...** read selectively
3. **HOW TO...** record research
4. **HOW TO...** question sources
5. **HOW TO...** construct questions
6. **HOW TO...** formulate arguments
7. **HOW TO...** utilise evidence
8. **HOW TO...** use time wisely
9. **HOW TO...** plan coherently
10. **HOW TO...** write academically
11. **HOW TO...** proof-read carefully
12. **HOW TO...** accurately reference
13. **HOW TO...** present engagingly
14. **HOW TO...** summarise concisely
15. **HOW TO...** evaluate productively

Overall, the  
experience of  
EPQ will support  
your learning in  
other subjects



The   
Google

 DC

 Future Learning

 LIBRARY  
BRITISH  
 The Guardian

- JSTOR
- Oxford Academic
- Microsoft Academic
- Cornell University Library
- SAGE Publishing
- Taylor and Francis Online
- Academic Journals
- OAlster
- Directory of Open Access Journals
- Wiley Online Library

GOV.UK

WORKER




 BBC



 TED

# What will you complete?

- Agree a suitable topic for study
- Research a topic area of interest
- Formulate a question of your own
- Investigate through independent reading
- Keep a record of your process through Project Q
- Write up your findings in an academic style essay
- Complete a presentation including question and answer
- Evaluate your own performance, summarise and review




**You will produce a project to be proud of!**

# EPQ – Deadlines 2024 - 2025

Term	Final Deadline	Activity	Ongoing
<b>Term 1:</b> 4 <sup>th</sup> Sep – 18 <sup>th</sup> Oct	27 <sup>th</sup> September 27 <sup>th</sup> September 4 <sup>th</sup> October 18 <sup>th</sup> October	Future Learn Course (in class) Project Q – Initial Ideas Project Q – Modifications of Initial Ideas Project Q – Part A Candidate Proposal	<ul style="list-style-type: none"> <li>• <b>Research</b></li> <li>• <b>Writing</b></li> <li>• <b>Progress Diary</b></li> </ul>
<b>Term 2:</b> 5 <sup>th</sup> Nov – 20 <sup>th</sup> Dec	20 <sup>th</sup> December	Project Q – Planning Review	
<b>Term 3:</b> 6 <sup>th</sup> Jan – 14 <sup>th</sup> Feb	14 <sup>th</sup> February	Project Q – Mid-Project Review	
<b>Term 4:</b> 24 <sup>th</sup> Feb – 4 <sup>th</sup> April	14 <sup>th</sup> March 31 <sup>st</sup> March	Project Q – Project Product Review Essay / Artefact to be handed in	
<b>Term 5:</b> 22 <sup>nd</sup> April – 23 <sup>rd</sup> May	22 <sup>nd</sup> April 30 <sup>th</sup> April 30 <sup>th</sup> April	Project Q – Presentation Record Part A Project Q – Summary and Reflection Project Q – Candidate Declaration	

**Sections will be locked on Project Q on their Final Deadline Date**





A NETFLIX DOCUMENTARY SERIES  
**MAKING  
A  
MURDERER**







TRANSFORM YOUR  
CAREER OPPORTUNITES

# What will you learn?


Remember for EPQ, we will be “**supervisors**”,  
not “teachers”.

We will guide you, give feedback, and  
introduce you to the necessary skills.  
It is **your responsibility** to use them!

# Outline of Taught Components

1. Introduction to EPQ and the Mindset for Independent Study
2. Understanding the CRF and EPQ as an Ongoing Process
3. Independent Reading and Notetaking Methods
4. Using Academic Sources and Creating a Reading Log
5. Recording Initial Ideas and Constructing Titles
6. Time Management and Setting Project Deadlines
7. Constructing Arguments and Cohesive Essay Planning
8. Crafting Essays (Structure, Introductions, and Conclusions)
9. Editing and Proof-reading Extended Writing (Peer Reviewing?)
10. Accurate Referencing (Citations, Foot/Endnotes, and Bibliographies)
11. Engaging Presentations (Clarity of Content, Visuals, and Delivery)
12. Reviewing a Project and Future Implications (Summarising and Evaluation)



	Assessment Objectives	Weighting
<b>AO1</b>	<p><b>Manage</b></p> <p>Identify, design, plan, and carry out a project, applying a range of skills, strategies and methods to achieve objectives.</p>	20%
<b>AO2</b>	<p><b>Use Resources</b></p> <p>Research, critically select, organise and use information, and select and use a range of resources. Analyse data apply relevantly and demonstrate understanding of any links, connections and complexities of the topic.</p>	20%
<b>AO3</b>	<p><b>Develop and Realise</b></p> <p>Select and use a range of skills, including, where appropriate, new technologies and problem-solving, to take decisions critically and achieve planned outcomes.</p>	40%
<b>AO4</b> 	<p><b>Review</b></p> <p>Evaluate all aspects of the extended project, including outcomes in relation to stated objectives and own learning and performance. Select and use a range of communication skills and media to present evidenced project outcomes and conclusions in an appropriate format.</p>	20%





other side  
of the story

QUIZ





**Learning Objective:** To understand what is expected from the EPQ course at A-Level for Sixth Form.

**Exit Ticket:** Revisit your ideas from the “Do Now” task today...


Do you think you could, or would, be willing to research (and write in detail) about one of those topics?



**Extension:** What subjects are you considering? Might EPQ feature?

# Today, we have learned that...

- EPQ is an Extended Project Qualification worth 28 UCAS points (half an A-Level)
- You will produce a project **throughout the year** based on independent research and personal interest
- Deadlines for next year
- EPQ is not easy – it requires dedication!



**Look forward to seeing you in September...**

