

LO: To explore the requirements and opportunities of the Extended Project Qualification

Do Now: What link(s) can you find between the following images?



Do Now



What is EPQ



Benefits!



Taught Spec



Deadlines +
Expectations



Previous
Projects



Potential
Ideas



Summer Work

LO: To explore the requirements and opportunities of the Extended Project Qualification

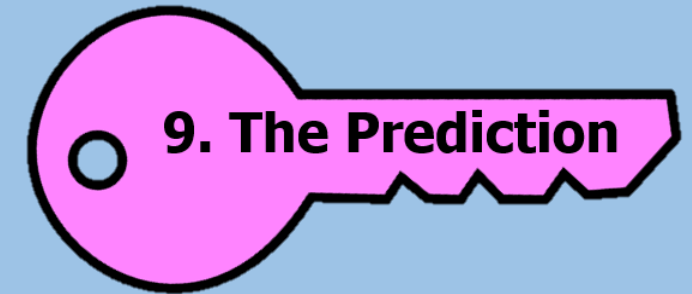
Think, Pair, Share: Have you heard of **EPQ** before?
Do you know anyone who has taken this subject?



TRANSFORM YOUR
CAREER OPPORTUNITES

Extended Project Qualification

Extension: What do you think **EPQ** is?
Make a prediction based on each word.



Do Now

What is EPQ

Benefits!

Taught Spec

Deadlines +
Expectations

Previous
Projects

Potential
Ideas

Summer Work

LO: To explore the requirements and opportunities of the Extended Project Qualification

What is EPQ?

A Level:

- Two-year course
- Set curriculum
- Teacher-led
- Combination of exam and coursework

EPQ:

- One-year course, finishes in May
- It is **entirely** your choice what you choose to focus on
- Student-led: EPQ is **predominantly** independent work
- Either a 5000 word essay, with production log and presentation; **or** an artefact with a production log and 1000 word essay

Do Now

What is EPQ

Benefits!

Taught Spec

Deadlines +
Expectations

Previous
Projects

Potential
Ideas

Summer Work

LO: To explore the requirements and opportunities of the Extended Project Qualification

Earn up to 28
UCAS points (half
an A-Level)

Develop research
and academic
writing skills

Develop
communication
and presentation
skills

Focus on the
planning and
management of a
project

An EPQ supports
students with the
skills needed at
university

Why take EPQ?

Focus on a topic
that you're
passionate about

Opportunity to focus
on creativity rather
than solely academics

Students with an EPQ are
more likely to receive a
higher grade at degree level

Students with an EPQ are
proven to be more likely
to complete a degree

Do Now

What is EPQ

Benefits!

Taught Spec

Deadlines +
Expectations

Previous
Projects

Potential
Ideas

Summer Work

LO: To explore the requirements and opportunities of the Extended Project Qualification

Wednesday,
13 August
2025

This Course Shows You...

1. HOW TO... approach a project
2. HOW TO... read selectively
3. HOW TO... record research
4. HOW TO... question sources
5. HOW TO... construct questions
6. HOW TO... formulate arguments
7. HOW TO... utilise evidence
8. HOW TO... use time wisely
9. HOW TO... plan coherently
10. HOW TO... write academically
11. HOW TO... proof-read carefully
12. HOW TO... accurately reference
13. HOW TO... present engagingly
14. HOW TO... summarise concisely
15. HOW TO... review productively



Overall, EPQ teaches
you...

**HOW TO WORK
INDEPENDENTLY!**

Do Now



What is EPQ



Benefits!



Taught Spec



Deadlines +
Expectations



Previous
Projects



Potential
Ideas




Summer Work

LO: To explore the requirements and opportunities of the Extended Project Qualification

What will you complete?

- ☐ Agree a suitable topic for study
- ☐ Research a topic area of interest
- ☐ Formulate a question of your own
- ☐ Investigate through independent research
- ☐ Keep record of your process in the form of a log
- ☐ Write up your findings in an essay or report
- ☐ Complete a presentation including Q&A
- ☐ Evaluate your own performance, summarise and review



You will produce a project to be proud of!

Do Now

What is EPQ

Benefits!

Taught Spec

Deadlines +
Expectations

Previous
Projects

Potential
Ideas

Summer Work

LO: To explore the requirements and opportunities of the Extended Project Qualification

EPQ Provisional Timetable

Term	Activities	Deadlines	What you should be doing
Term 1 September –October 17 th	<ul style="list-style-type: none">Exploring your ideas through individual research, class discussion, outside speakersFuture Learn	<ul style="list-style-type: none">Initial ideas section on Project Q complete by end of term 1	<ul style="list-style-type: none">Thinking, exploring and keeping a log of all the ideas you have.
Term 2	<ul style="list-style-type: none">Learning how to formulate a questionLearning how to plan your project processIndividual research begins	<ul style="list-style-type: none">Submission of candidate proposal November 28th 2025Outline plan to be complete – for artefacts, your working ‘design brief’ should be in place.	<ul style="list-style-type: none">Using lesson time effectivelyDevoting study time to the proposalUsing your supervisors to the fullest extent
Term 3	<ul style="list-style-type: none">Planning review- how’s it going?	<ul style="list-style-type: none">Completion of Planning review section	<ul style="list-style-type: none">ResearchMonitoring your progressStarting to prepare your presentation
Term 4	<ul style="list-style-type: none">Mid-project reviewPresentation of your work	<ul style="list-style-type: none">Presentations will take place end of term 4 (date tbc.)Artefacts should be at ‘prototype’ stage	<ul style="list-style-type: none">Monitoring your progressFinalising your title (should be different from your working title)
Term 5	<ul style="list-style-type: none">Final report and essay	<ul style="list-style-type: none">Essay complete by May 1stAll Project Q sections to be filled in May 1st (final deadline tbc)	<ul style="list-style-type: none">Writing up of your findingsFinal evaluation of your aims

Do Now

What is EPQ

Benefits!

Taught Spec

Deadlines +
Expectations

Previous
Projects

Potential
Ideas

Summer Work

Term	Activities	Deadlines	What you should be doing
Term 1 September –October 17 th	<ul style="list-style-type: none"> Exploring your ideas through individual research, class discussion, outside speakers Future Learn 	<ul style="list-style-type: none"> Initial ideas section on Project Q complete by end of term 1 	<ul style="list-style-type: none"> Thinking, exploring and keeping a log of all the ideas you have.
Term 2	<ul style="list-style-type: none"> Learning how to formulate a question Learning how to plan your project process Individual research begins 	<ul style="list-style-type: none"> Submission of candidate proposal November 28th 2025 Outline plan to be complete – for artefacts, your working ‘design brief’ should be in place. 	<ul style="list-style-type: none"> Using lesson time effectively Devoting study time to the proposal Using your supervisors to the fullest extent
Term 3	<ul style="list-style-type: none"> Planning review- how’s it going? 	<ul style="list-style-type: none"> Completion of Planning review section 	<ul style="list-style-type: none"> Research Monitoring your progress Starting to prepare your presentation
Term 4	<ul style="list-style-type: none"> Mid-project review Presentation of your work 	<ul style="list-style-type: none"> Presentations will take place end of term 4 (date tbc.) Artefacts should be at ‘prototype’ stage 	<ul style="list-style-type: none"> Monitoring your progress Finalising your title (should be different from your working title)
Term 5	<ul style="list-style-type: none"> Final report and essay 	<ul style="list-style-type: none"> Essay complete by May 1st All Project Q sections to be filled in May 1st (final deadline tbc) 	<ul style="list-style-type: none"> Writing up of your findings Final evaluation of your aims

LO: To explore the requirements and opportunities of the Extended Project Qualification



Bridging Brain and Mind: An Exploration of Psychology and its Disorders

This presentation
disorders.



- I chose an artifact as I believe I thrive when creating something unlike what an essay would allow me to do
- For it I chose to do a story as it's a pastime I enjoy doing so I thought I'd have an easier time doing the project as I have previous experience
- My aim originally was to do a high fantasy novel with

**Take a moment to look
at the example projects
completed this year...**



EPQ



To what extent do social factors contribute to poverty in the UK?

Rihanna Baptiste, Year 12

Language loss should
be prevented and its effects
on peoples' identities

Harrison Birdsey

Do Now

What is EPQ

Benefits!


Taught Spec

Deadlines +
Expectations

Previous
Projects

Potential
Ideas

Summer Work



A NETFLIX DOCUMENTARY SERIES
**MAKING
A
MURDERER**



...and in previous years

	Assessment Objectives	Weighting
AO1	Manage Identify, design, plan, and carry out a project, applying a range of skills, strategies and methods to achieve objectives.	20%
AO2	Use Resources Research, critically select, organise and use information, and select and use a range of resources. Analyse data apply relevantly and demonstrate understanding of any links, connections and complexities of the topic.	20%
AO3	Develop and Realise Select and use a range of skills, including, where appropriate, new technologies and problem-solving, to take decisions critically and achieve planned outcomes.	40%
AO4	Review Evaluate all aspects of the extended project, including outcomes in relation to stated objectives and own learning and performance. and use a range of communication skills and media to present evidenced project outcomes and conclusions in an appropriate format.	20%



EPQ is a **process**. You are not only marked on the quality of your product, but the planning and thinking that underpins the product.

Outline of Taught Components

1. Introduction to EPQ and the Mindset for Independent Study
2. Understanding the CRF and EPQ as an Ongoing Process
3. Independent Reading and Notetaking Methods
4. Using Academic Sources and Creating a Reading Log
5. Recording Initial Ideas and Constructing Titles
6. Time Management and Setting Project Deadlines
7. Constructing Arguments and Cohesive Essay Planning
8. Crafting Essays (Structure, Introductions, and Conclusions)
9. Editing and Proof-reading Extended Writing (Peer Reviewing)
10. Accurate Referencing (Citations, Foot/Endnotes, and Bibliographies)
11. Engaging Presentations (Clarity of Content, Visuals, and Delivery)
12. Reviewing a Project and Future Implications (Summarising and Evaluation)



LO: To explore the requirements and opportunities of the Extended Project Qualification

Think about the examples we have discussed. Maybe you have ideas already? Write them down.

Now turn to the person next to you and discuss your ideas.

Are there any you can steal, or combine?



Do Now

What is EPQ

Benefits!

Taught Spec

Deadlines +
Expectations

Previous
Projects


**Potential
Ideas**

Summer Work



- JSTOR
- Oxford Academic
- Microsoft Academic
- Cornell University Library
- SAGE Publishing
- Taylor and Francis Online
- Academic Journals
- OAlster
- Directory of Open Access Journals
- Wiley Online Library

Being able to verify the truth of your sources is key to the success of any piece of research!



**other side
of the story**

QUIZ

[← Back](#)

BREAKING News

Fake News Quiz!



EPQ is a unique opportunity to learn invaluable skills doing something you love! We are **supervisors**, not teachers, which means we guide and give feedback but the decisions are up to you.

It is **your responsibility** to make something of it!

**For Summer: Create a mood-board.
This can be anything you find that relates
to possible topic ideas, colours, objects
etc. Scan the QR code below to get
started on Canva.**

