

A Level
Art and Design



Outline of the course- 1st Year A Level

Component 1 – Personal Investigation

This is a practical investigation supported by written material.

You are required to conduct a practical investigation, into an idea, issue, concept or theme, supported by written material.

The focus of the investigation must be identified independently and must lead to a finished outcome or a series of related finished outcomes.

Personal Investigation

This project is all your coursework – 60% of your grade.

The project will last all of year 12 and half of year 13 (until the end of January).

You will study 5 artists of your choosing and create your own research, designs, drawings, photography from this.



Outline of the course- 2nd Year A Level

Component 1 – Personal Investigation continued...

From September in year 13 to the end of January you will complete your final designs and your final piece to your coursework project.

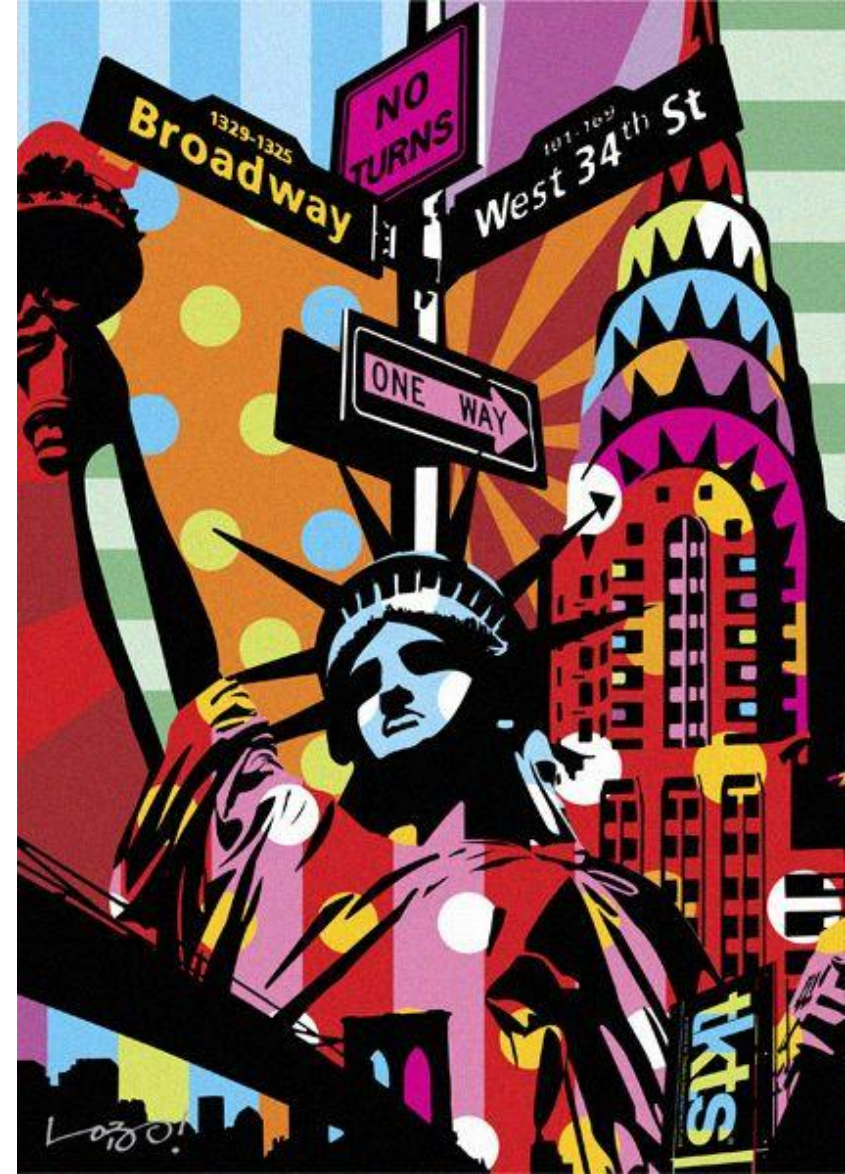
You will also complete a 3000 word essay.

Component 2 – Externally Set Assignment (Exam)

On February 1st of year 13 you will receive a question paper, which will consist of a choice of eight questions to be used as starting points.

You are required to select **one** and from that create a portfolio of work.

The exam is worth 40% of your A Level grade.



A Level Assessment:

Assessed across 4 objectives over 3 projects.

60% Coursework

40% Exam

Individualised projects



Broken down into deadlines. Each deadline lasts approximately 2 weeks and is teacher assessed.

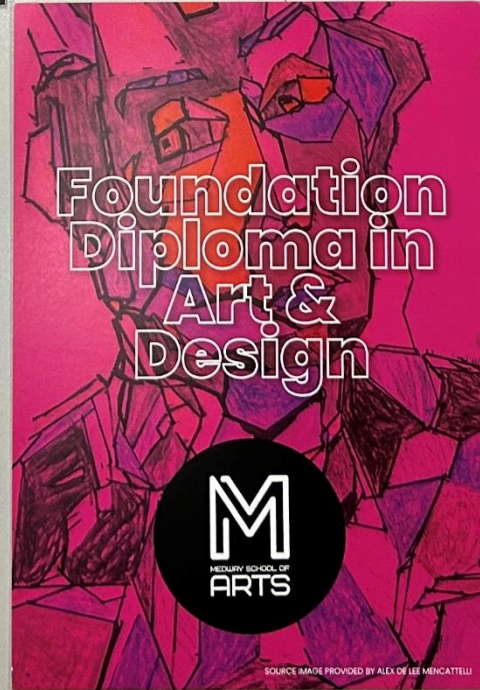
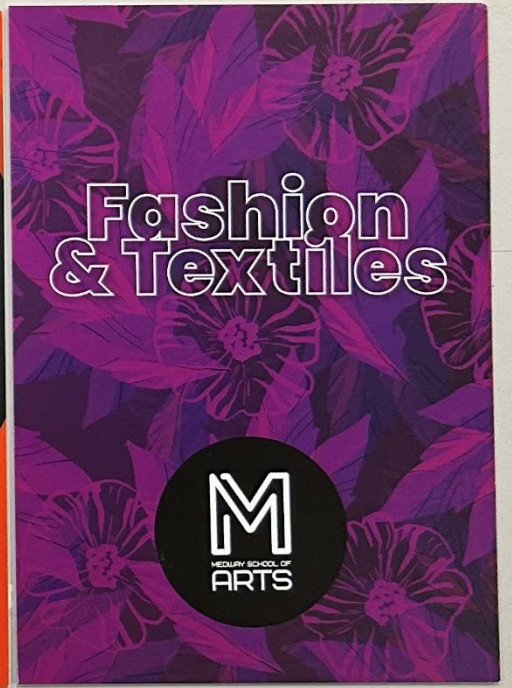
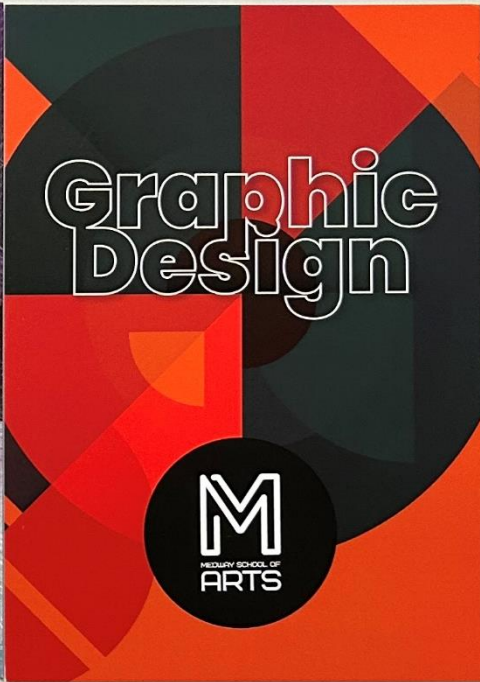
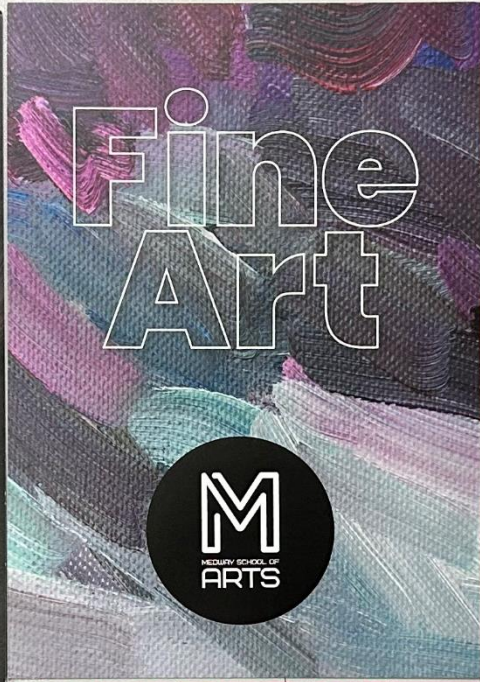
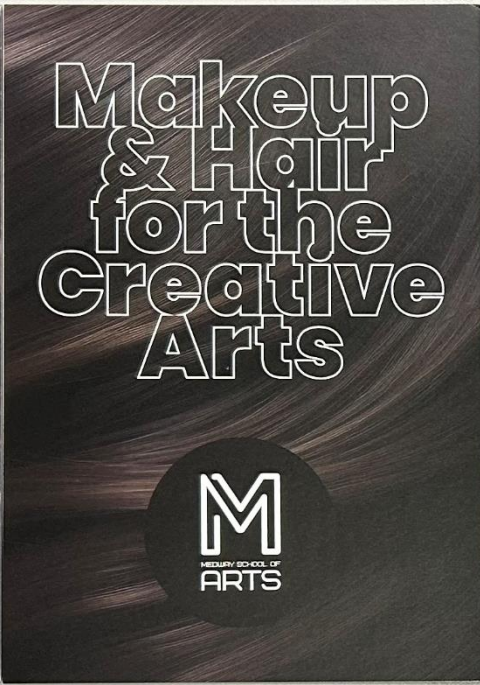

Graded as **A***, **A**, **B**, **C**, **D** and **E**.

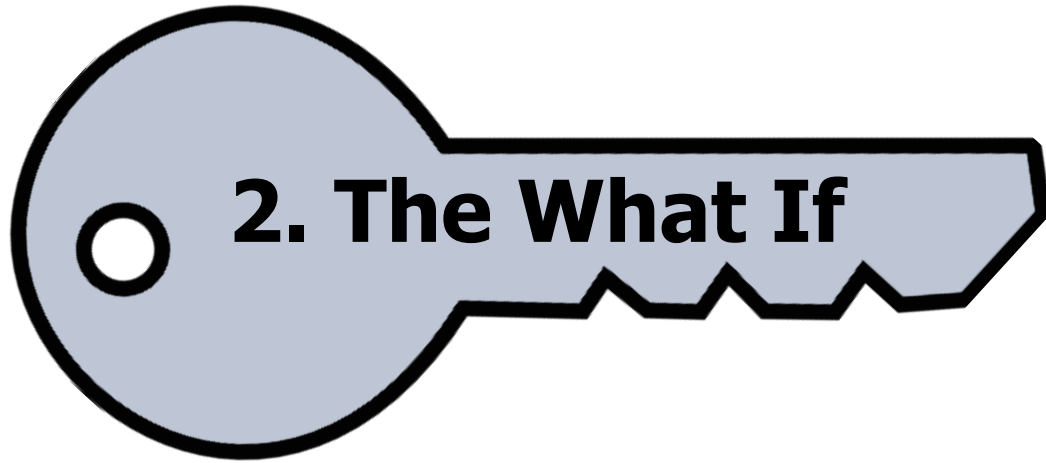


What will your coursework look like?

- Your coursework is a mixture of research, drawing and practical experimentation, photography, design development and written reflection and analysis.
- Your coursework will be presented into a sketchbook.
- You will pick your starting point/theme.
- You will pick 5 or more artists, that relate to the starting point/theme.
- All work presented will be assessed and be worth 60% of your overall grade.





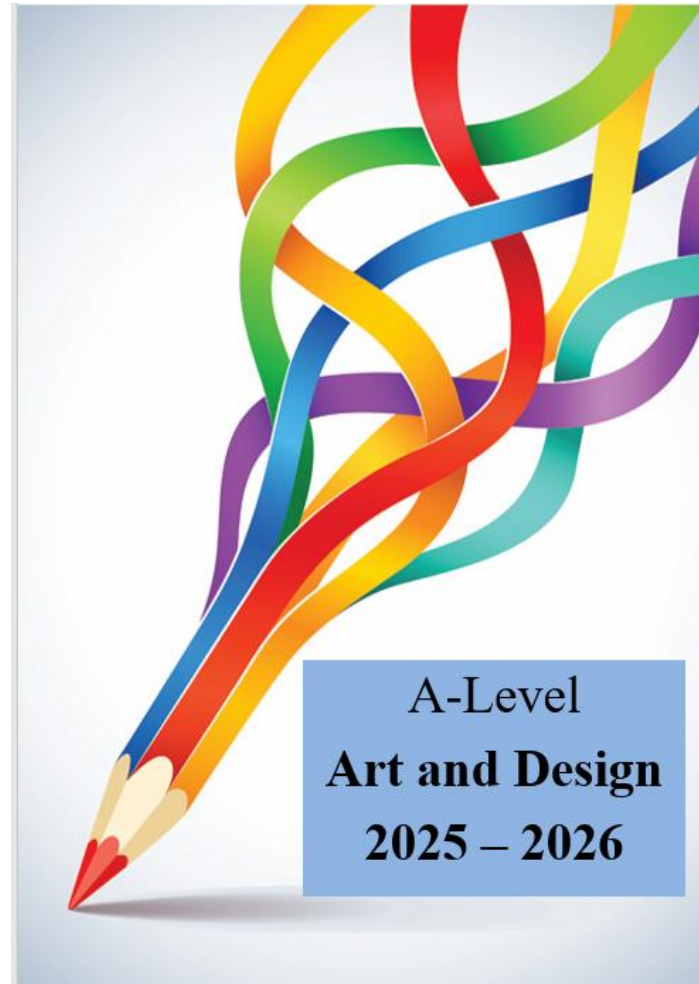



What if you had to pick your coursework starting point now?

What would the theme to your project be?

Read the pack of project themes to get you started on your ideas.

APC



Coursework Project Starting Points

1. Interiors

Matteo Massagrande and Wilhelm Hammershoi have produced paintings that show the effect of light on interiors. In contrast, buildings such as places of worship, castles and shopping centres provide opportunities to explore interesting interior spaces. Investigate appropriate examples and produce your own work based on an interior of your choice.

2. Facial Expressions

Leonardo da Vinci, Ernst Ludwig Kirchner and Franz Xaver Messerschmidt have produced work that explores facial expressions. Their work depicts moods such as serenity, discomfort, frustration or delight. Consider relevant examples and develop your own response based on the theme of facial expressions.

3. Fields and gardens

Artists have often responded to fields and gardens in different ways. Claude Monet produced paintings of his garden at Giverny. David Hockney created a series of paintings and digital images based on trees, fields and hedgerows. Many sculptors have produced work that has been situated in a garden environment. Refer to appropriate examples and respond to this theme.

4. Relationships

The nature of relationships between people, including friends and family members, has been explored by many artists. Different approaches can be seen in the work of Arthur Hughes, Edvard Munch, Auguste Rodin and Gustav Vigeland. Make reference to the appropriate work of others and develop your own response to relationships.

5. Patterns in nature

Many artists have produced work based on the patterns that can be seen in shells, plants and animals. Examples can be seen in the art of Ernst Haeckel, in the photography of Karl Blossfeldt and in the drawings and sculptures of Peter Randall-Page. Research appropriate work by others and make a personal response to this theme.

6. Shadows

Shadows can create illusions and a sense of mystery. Henry Fuseli painted images of nightmares in which shadows are used to generate atmosphere. Caravaggio used light and strong shadows to create form and drama in his paintings. Cornelia Parker has made sculptures which cast shadows to subtle effect. Consider appropriate examples and develop your own response.

7. Everyday Objects


Many artists create work that explores the scale of everyday objects, or represents them in an abstract manner. Examples can be seen in the linear and colourful installations of Michael Craig-Martin, in the sculptures of Claes Oldenburg and in the paintings of Patrick Caulfield. Explore relevant examples and produce a personal response.

8. Particular places

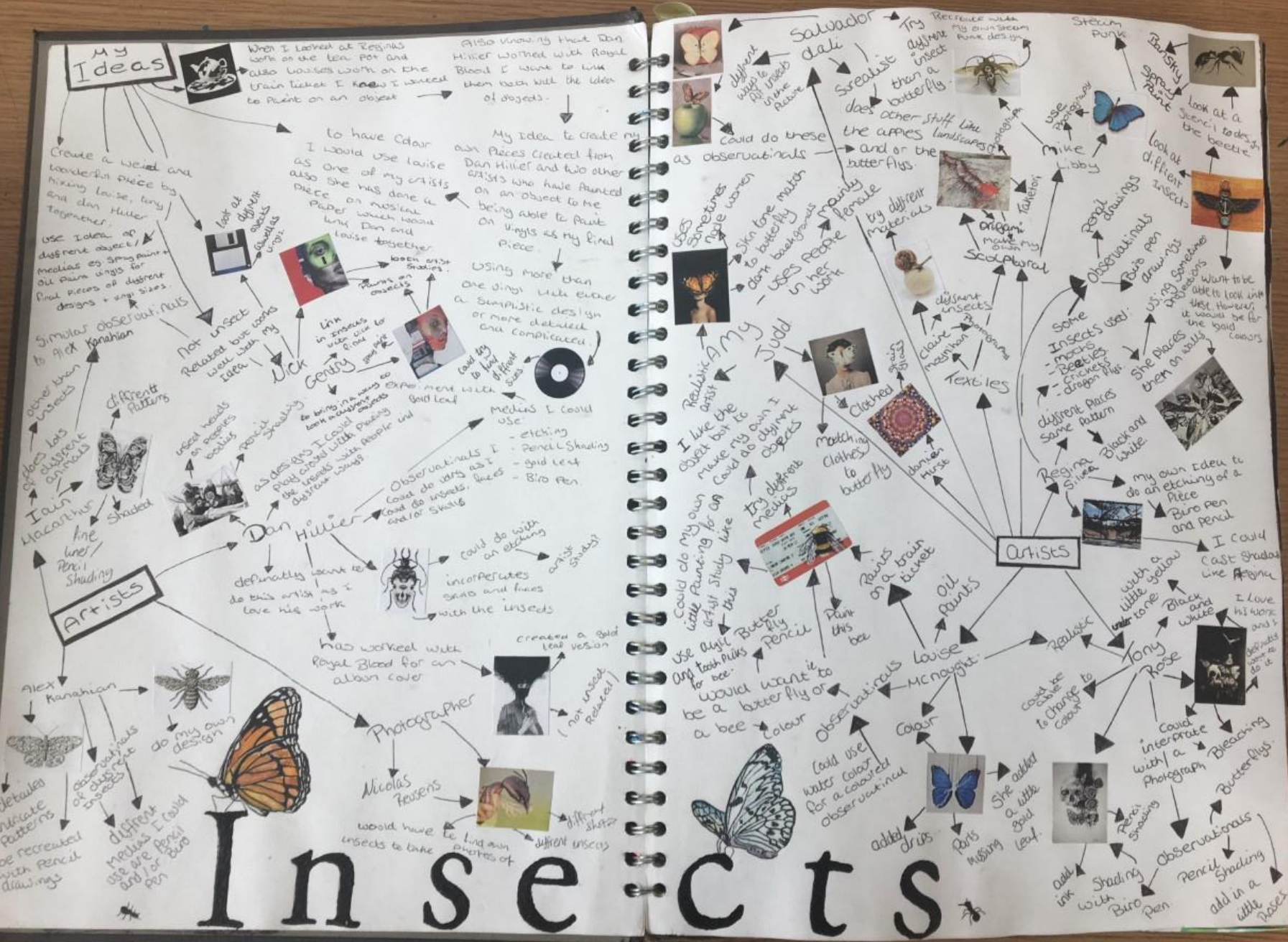
14. The Brainstorming



?

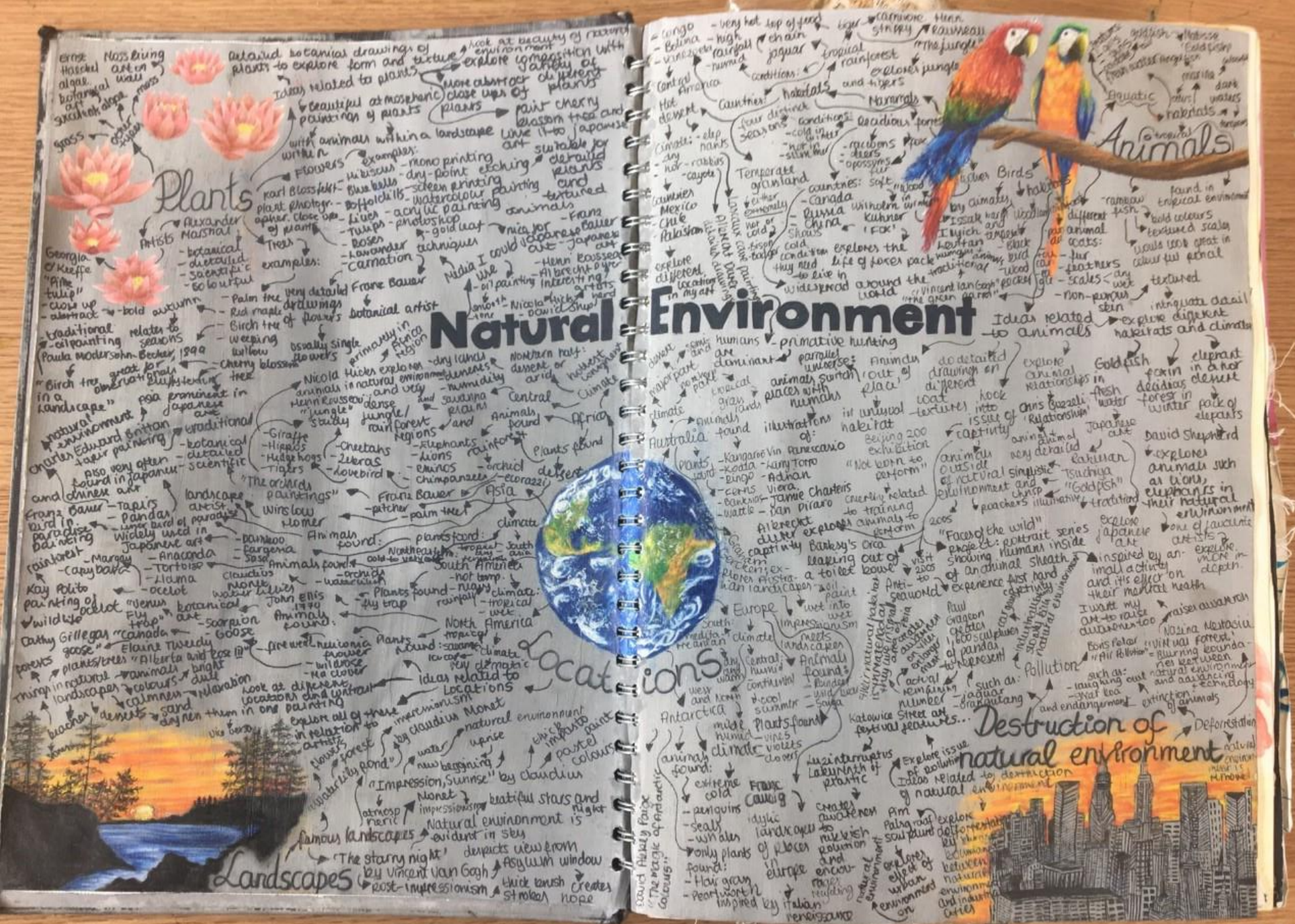


1. Read through all the project starting point ideas.
2. Select some that interest you (or create your own)
3. Create a mind map of ideas related to those starting points. The mind maps should include:
 - Theme ideas
 - Artists that relate to the theme
 - Design ideas related to the artist and your own developed ideas
 - Media that you could use for your design ideas and artist studies
 - Photography, what could you photograph to show research for each of your artist/designs?



When you start A Level Art you will be using your brainstorm that you have produced to create the first page of your coursework project sketchbook.

This is an example of a past A Level student's neatly presented brainstorm for their coursework project.



Another example of a past A Level students neatly presented brainstorm for their coursework project.

This one is packed full of artists, inspirational ideas and different sub themes to link to the overall starting point of Natural Environment.

So in preparation of your coursework...

- One very important aspect of Art is looking at what other artists have done/are doing to help inspire your own work.
- Task:
To create an artist response to the work of Shamekh Bluwi.

Alana Dee Haynes

Alana Dee Haynes is known for her intricate hand drawn illustrations over found photographs. She uses her recurring patterns to transform these found images into something new and abstracted.



Activity –

Remember, an artist response is not a copy of a piece of an artist's work. It is the creation of a brand new piece of Art inspired by the artist.

In response to Alana Dee Haynes, choose a photo of someone from a magazine or newspaper (preferably black and white) then use a pen to draw interesting patterns over the skin of the person.


This is one that I created. Now its your turn!

When you have finished your work, email the photo to your teacher:
C.Dawkins@tsatrust.org.uk









Art

AND DESIGN

We offer 3 different qualifications for 6th form Art and Design:

A Level Art
(1 A level)

BTEC Extended
Certificate
(=1 A level)

BTEC
Foundation
Diploma
(=2 A levels)

BTEC Extended
Diploma
(=3 A levels)

